
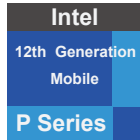


# WK6-12U1 series

## Features

- Intel® 12th Generation Core™ i3-1215U Mobile CPU
- Rich and Diversity Expansion Function control module
- Built-in USB 2.0 Type A for easy installation dongle
- install Support desktop, wall-mounted, DIN rail
- 12~28V DCV Input
- Fanless passive cooling



## Specifications

Material Chassis	Radiator/Box: Aluminum alloy, Top/Bottom Cover: SGCC
Dimensions	53mm(L) * 145mm(W) * 186.4mm(H)
Power Connector	1 * 4Pin Power Input Connector (P= 5.08mm)
Power Input	12 ~ 28VDC Note : When using the light source, 24V input must be used.
Processors	Intel® 12th Generation Core™ i3-1215U Mobile CPU ; TDP 28W
Chipset	SOC
Memory	2 * DDR5 SO-DIMM Slot, up to 5200MHz Up to 64GB
Storage	1 * M.2 Key-M (PCIe x4 Gen 3, NVMe SSD, 2280)
BIOS	AMI UEFI BIOS
Display	Intel® UHD Graphics 1 * HDMI: max resolution up to 4096*2304 @ 24Hz 1 * DP: max resolution up to 4096*2160 @ 60Hz 1 * VGA: max resolution up to 1920*1200 @ 60Hz
Ethernet Controller	1 * Intel® i210-AT GbE LAN Chip (10/100/1000 Mbps) 1 * Intel® i219-LM/V GbE LAN Chip (10/100/1000 Mbps)
Light Source	Please refer to Expansion Function control module
Serial	2x RS232/485/422 (COM1/2, DB9/M, Full Lanes, BIOS Switch)
USB	4 * USB3.0 (Type-A) 2 * USB2.0 (Type-A)
SIM	1* Nano SIM Card slot (Mini PCIe module provide functional support)
GPIO	Please refer to Expansion Function control module
PCIe/PCI	Please refer to Expansion Function control module
AT/ATX Mode Switch	1 * AT/ATX Mode Switch (Enable/Disable automatically power on)
Button	1 * Reset (Hold down 0.2 to 1s to restart, 3s to clear CMOS) 1 * OS Rec (system recovery)
Watchdog Timer	Interval: Programmable via Software from 1 to 255 sec / Output : System Reset
Environment	Heat Dissipation System : Passive Heat Dissipation Operating Temperature: -20~60°C (Industrial SSD) Storage Temperature : -40~80° C Operating Humidity : 5%~90%@40° C, non-condensing Vibration During Operation: With SSD: IEC 60068-2-64 (3Grms@5~500Hz, random, 1hr/axis) Shock During Operation: With SSD: IEC 60068-2-27 (30G, half sine, 11ms)
OS	Win10 · Win11 · Linux(Support by request)
EMC	CE, FCC · ROHS compliance

## Ordering Information

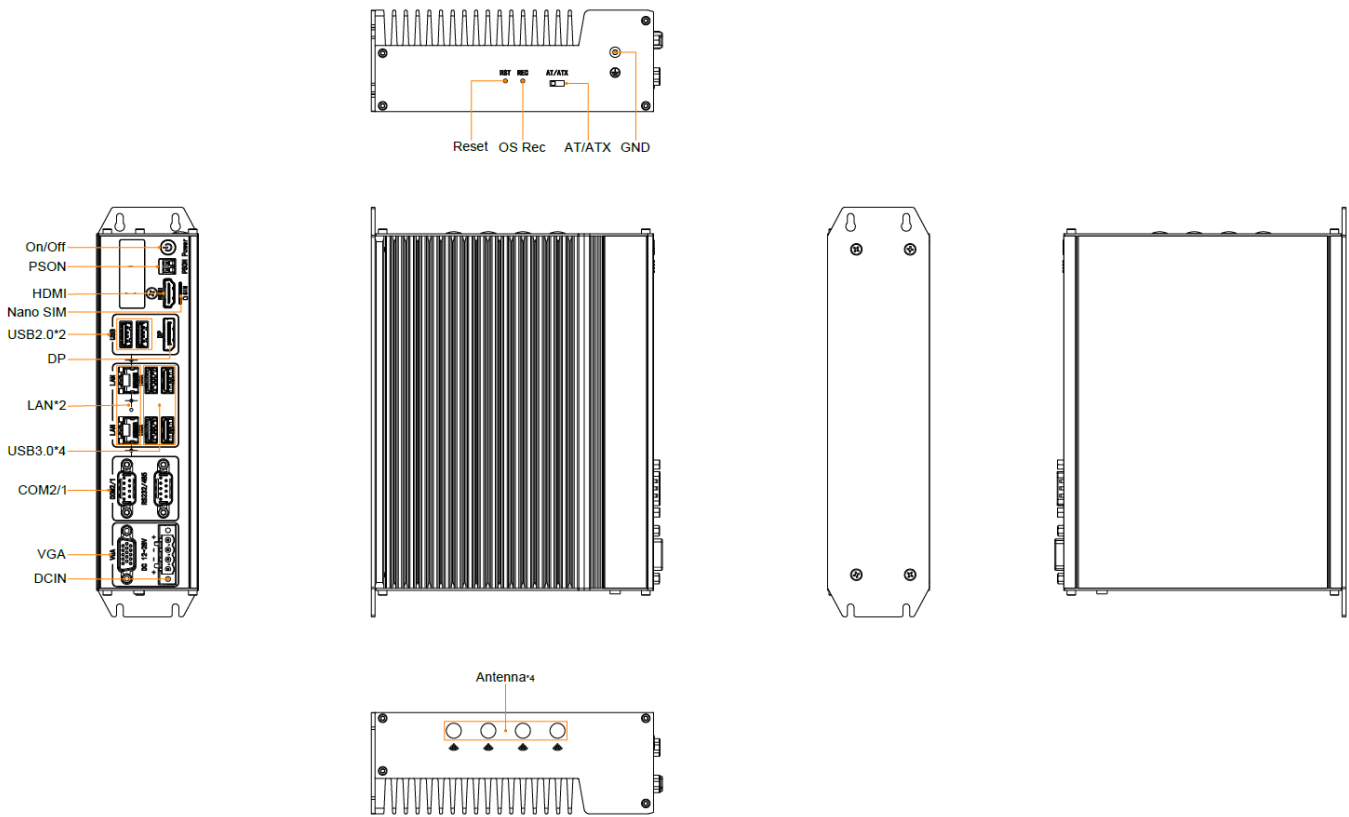
Model name	Description
WK6-12U1-01	Industrial Fanless BOX-PC with Intel® Core™ i3-1215U processor, 2xLAN, 2xCOM, 6x USB, 1x DP, 1x HDMI, 1xVGA
WK6-12U1-02	Industrial Fanless BOX-PC with Intel® Core™ i3-1215U processor, 2xLAN, 2xCOM, 6x USB, 1x DP, 1x HDMI, 1xVGA and Expansion slot + <b>WAK-EXP01 Module</b>
WK6-12U1-03	Industrial Fanless BOX-PC with Intel® Core™ i3-1215U processor, 2xLAN, 2xCOM, 6x USB, 1x DP, 1x HDMI, 1xVGA and Expansion slot + <b>WAK-EXP02 Module</b>
WK6-12U1-04	Industrial Fanless BOX-PC with Intel® Core™ i3-1215U processor, 2xLAN, 2xCOM, 6x USB, 1x DP, 1x HDMI, 1xVGA and Expansion slot + <b>WAK-EXP03 Module</b>

## Optional Accessories

Item	Description
	If you need to buy processors, HDD/SSD, power Adaptecc, system memory and other accessories, please contact us.

For more product information, please contact Wisetech Intelligent Technology

Physical I/O



Optional Expansion Function control module

Model name	WAK-EXP01 WAK-EXP01-POE	WAK-EXP02 WAK-EXP02-POE	WAK-EXP03 WAK-EXP03-POE	WAK-EXP04 WAK-EXP04-POE	WAK-EXP05 WAK-EXP06	WAK-EXP07
	2x Intel i350 GbE 2x Intel i350 POE	4x Intel i350 GbE 4x Intel i350 POE	16bit isolated GPIO + 4-way light source control +2x RJ45 or POE	16bit isolated GPIO + 4-way light source control +2x RJ45 or POE	2 ports 10GbE 4 ports 10GbE	2 ports SFP + 6 ports GbE(Bypass)

Model name	WAK-EXP08	WAK-EXP09	WAK-EXP10	WAK-EXP012	WAK-EXP013	WAK-EXP014
	16bit isolated GPIO + 4x COM +2x Auxiliary encoder	16bit isolated GPIO + 4x COM + 4-way light source control	32bit isolated GPIO + 4x COM + 2x CANbus	Machine Control Expansion PCIe x4 Slot	Motion Control Expansion PCIe x4 Slot	2x 2.5" drive bays